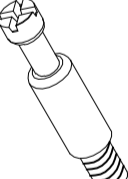
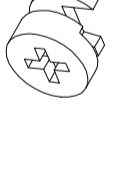
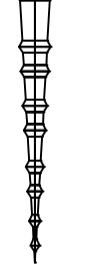


ASSEMBLY INSTRUCTION

W (30-36) (12-21) (12-24)

DIAGRAM	CONNECTING FITTINGS	QTY
	CAM LOCK SYSTEM	10
	CAM LOCK SYSTEM	10
	SCREWS $\varnothing 3.5 \times 25$	4-6

NOTE: 30" WIDTH HAVE FOUR BACK PANEL SCREWS

